

Live Trapping Mosquito Counts 2018

Week: 14 Dates: August 27 - September 2

		Culex spp.			Aedes spp.				Anopheles/Culiset	
		Culex tarsalis	Culex spp.	PCR Results	Aedes vexans	Aedes spp.	Aedes Triseriatus	PCR Results	Anopheles spp.	Culisetta spp.
# of Mosquitos Tested for PCR	Burleigh (Region VII) Bismarck #1	9	3	Negative	5	25	0	Negative	0	0
Total Mosquitos in Trap	Total Counts	9	3		5	25	0		0	4
# of Mosquitos Tested for PCR	Burleigh (Region VII) Bismarck #2	3	1	Negative	24	70	0	Negative	14	18
Total Mosquitos in Trap	Total Counts	3	1		24	70	0		14	18
# of Mosquitos Tested for PCR	Stark (Region VIII) Dickinson #1	0	0	NT	0	0	-	NT	0	0
Total Mosquitos in Trap	Total Counts	0	0		1	0	-		0	1
# of Mosquitos Tested for PCR	Stark (Region VIII) Dickinson #2	2	1	Negative	0	0	-	NT	0	0
Total Mosquitos in Trap	Total Counts	2	1		0	0	-		0	0
# of Mosquitos Tested for PCR	Ramsey (Region III) Devils Lake #1	1	0	Negative	0	0	-	NT	0	0
Total Mosquitos in Trap	Total Counts	1	0		1	2	-		0	0
# of Mosquitos Tested for PCR	Ramsey (Region III) Devils Lake #2	0	0	NT	0	0	-	NT	0	0

Total Mosquitos in Trap	Total Counts	0	0		1	7	-		0	0
-------------------------	--------------	---	---	--	---	---	---	--	---	---

			Culex spp.			Aedes spp.				Anopheles/Culiset	
			Culex tarsalis	Culex spp.	PCR Results	Aedes vexans	Aedes spp.	Aedes Triseriatus	PCR Results	Anopheles spp.	Culisetta spp.
# of Mosquitos Tested for PCR	Cass (Region V)	Fargo #1			Negative			-	Negative		
Total Mosquitos in Trap	Total Counts							-			
# of Mosquitos Tested for PCR	Cass (Region V)	Fargo #2			Negative			-	Negative		
Total Mosquitos in Trap	Total Counts							-			
# of Mosquitos Tested for PCR	Grand Forks (Region IV)	Grand Forks #1	5	0	Positive for West Nile Virus	0	0	-	NT	0	0
Total Mosquitos in Trap	Total Counts		0	0		0	0	-		0	1
# of Mosquitos Tested for PCR	Grand Forks (Region IV)	Grand Forks #2	2	2	Negative	0	0	-	NT	0	0
Total Mosquitos in Trap	Total Counts		0	0		6	3	-		0	1
# of Mosquitos Tested for PCR	Stutsman (Region VI)	Jamestown #1	0	0	NT	0	0	-	NT	0	0
Total Mosquitos in Trap	Total Counts		0	0		1	1	-		0	0

# of Mosquitos Tested for PCR	Stutsman (Region VI)	Jamestown #2	10	6	Negative	5	16	-	Negative	0	0
Total Mosquitos in Trap	Total Counts		10	6		5	16	-		1	0

			Culex spp.			Aedes spp.				Anopheles/Culiseta	
			Culex tarsalis	Culex spp.	PCR Results	Aedes vexans	Aedes spp.	Aedes Triseriatus	PCR Results	Anopheles spp.	Culisetta spp.
# of Mosquitos Tested for PCR	Ward (Region II)	Minot #1	7	3	Negative	0	0	0	NT	2	19
Total Mosquitos in Trap	Total Counts		7	3		2	4	0		2	19
# of Mosquitos Tested for PCR	Ward (Region II)	Minot#2	12	3	Positive for West Nile Virus	15	3	0	Negative	0	0
Total Mosquitos in Trap	Total Counts		12	3		15	3	0		1	7
# of Mosquitos Tested for PCR	Richland (Region V)	Wahpeton #1	0	0	NT	0	0	-	NT	0	0
Total Mosquitos in Trap	Total Counts		0	0		1	0	-		0	0
# of Mosquitos Tested for PCR	Richland (Region V)	Wahpeton #2	0	0	NT	0	0	-	NT	0	0
Total Mosquitos in Trap	Total Counts		0	0		1	2	-		0	0


# of Mosquitos Tested for PCR	Williams (Region I)	Williston #1	6	1	Positive for West Nile Virus	4	15	-	Negative	0	0
Total Mosquitos in Trap	Total Counts		6	1		4	15	-		1	0
# of Mosquitos Tested for PCR	Williams (Region I)	Williston #2	89	0	Positive for West Nile Virus	66	34	-	Negative	10	6
Total Mosquitos in Trap	Total Counts		89	0		125	76	-		10	6

***Targets Tested: West Nile Virus, Western Equine Encephalitis, Eastern Equine Encephalitis, LaCrosse Virus, Jamestown Canyon Virus, Saint Louis Encephalitis, and Zika Virus**

Day Traps

			Culex spp.			Aedes spp.				Anopheles/Culiset	
			Culex tarsalis	Culex spp.	PCR Results	Aedes vexans	Aedes spp.	Aedes Triseriatus	PCR Results	Anopheles spp.	Culisetta spp.
# of Mosquitos Tested for PCR	Ward (Region II)	Minot Site #1 Trap #1	-	-	-	-	-	-	-	-	-
Total Mosquitos in Trap	Total Counts		-	-		-	-	-		-	-
# of Mosquitos Tested for PCR	Ward (Region II)	Minot Site #2 Trap #2	-	-	-	-	-	-	-	-	-
Total Mosquitos in Trap	Total Counts		-	-		-	-	-		-	-

# of Mosquitos Tested for PCR	Burleigh (Region VII)	Bismarck #1 Trap #1	-	-	-	-	-	-	-	-	-
Total Mosquitos in Trap	Total Counts		-	-		-	-	-		-	-
# of Mosquitos Tested for PCR	Burleigh (Region VII)	Bismarck #2 Trap #2	-	-	-	-	-	-	-	-	-
Total Mosquitos in Trap	Total Counts		-	-		-	-	-		-	-




ta spp.


**PCR
Results**

NT

1 Male




Negative




NT

1 Male




NT

1 Conqui




NT



NT


1 Conqui




ta spp.

**PCR
Results**

Negative



Negative



NT





NT



NT





2 Males

2 Males

NT
Negative

is,

ta spp.
PCR Results
-
-

